

5745122-2 ✓ ACTIVE

AMPLIMITE | AMPLIMITE Kit


TE Internal #: 5745122-2

D-Sub Backshells & Clamps, Cable Clamp Kit, Dataphone, 15 Position, Size 2, Cable Exit Angle 180° (In-Line), Wire & Cable, AMPLIMITE Kit

[View on TE.com >](#)



Connectors > D-Shaped Connectors > D-Sub Accessories > D-Sub Backshells & Clamps



D-Shaped Connector Accessories: **Cable Clamp Kit**

Cable Clamp Type: **Dataphone**

Number of Positions: **15**

Compatible With Connector Shell Size: **2**

Shielded: **No**

Features

Product Type Features

| | |
|-----------------------------------|-----------------|
| Grommets | Without |
| Product Type | Accessory |
| D-Shaped Connector Accessories | Cable Clamp Kit |
| Connector & Contact Terminates To | Wire & Cable |

Configuration Features

| | |
|---------------------|----|
| Number of Positions | 15 |
|---------------------|----|

Body Features

| | |
|-------------------------|----------------|
| Shield Plating Material | None |
| Cable Clamp Material | Polypropylene |
| Color | Black |
| Cable Clamp Type | Dataphone |
| Cable Exit Angle | 180° (In-Line) |

Mechanical Attachment

| | |
|--------------------------|------|
| Screw & Hole Thread Size | 4-40 |
|--------------------------|------|



Dimensions

| | |
|---------------------------------|-----------------|
| Cable Insulation Diameter Range | 10.16 mm[.4 in] |
|---------------------------------|-----------------|

Operation/Application

| | |
|--------------------------------------|----|
| Compatible With Connector Shell Size | 2 |
| Shielded | No |

Packaging Features

| | |
|--------------------|-----|
| Packaging Quantity | 1 |
| Packaging Method | Bag |

Other

| | |
|---------|--|
| Comment | Cable diameter is adjustable by changing cable support gates., Molded-in identification is provided on cable support gates to facilitate proper selection with regard to shell size and maximum acceptable cable diameter. |
|---------|--|

Product Compliance

[For compliance documentation, visit the product page on TE.com>](#)

| | |
|---|--|
| EU RoHS Directive 2011/65/EU | Compliant |
| EU ELV Directive 2000/53/EC | Compliant |
| China RoHS 2 Directive MIIT Order No 32, 2016 | No Restricted Materials Above Threshold |
| EU REACH Regulation (EC) No. 1907/2006 | Current ECHA Candidate List: JUNE 2022 (224) Candidate List Declared Against: JUL 2021 (219) Does not contain REACH SVHC |
| Halogen Content | Not Low Halogen - contains Br or Cl > 900 ppm. |
| Solder Process Capability | Not applicable for solder process capability |

Product Compliance Disclaimer

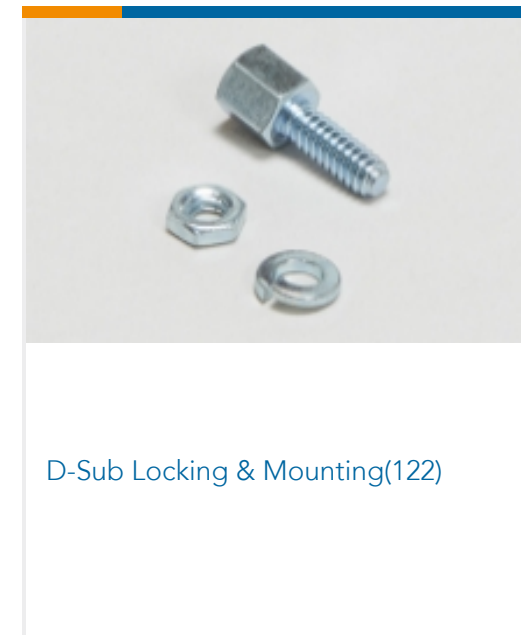
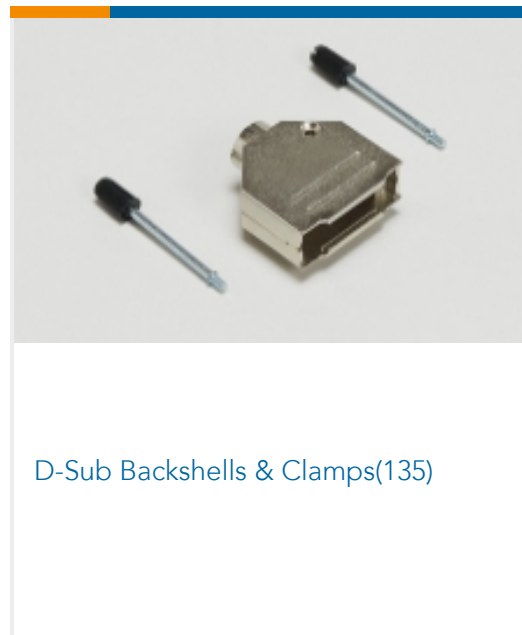
This information is provided based on reasonable inquiry of our suppliers and represents our current actual knowledge based on the information they provided. This information is subject to change. The part numbers that TE has identified as EU RoHS compliant have a maximum concentration of 0.1% by weight in homogenous materials for lead, hexavalent chromium, mercury, PBB, PBDE, DBP, BBP, DEHP, DIBP, and 0.01% for cadmium, or qualify for an exemption to these limits as defined in the Annexes of Directive 2011/65/EU (RoHS2). Finished electrical and electronic equipment products will be CE marked as required by Directive 2011/65/EU. Components may not be CE marked. Additionally, the part numbers that TE has identified as EU ELV compliant have a maximum concentration of 0.1% by weight in homogenous materials for lead, hexavalent chromium, and mercury, and 0.01% for cadmium, or qualify for an exemption to these limits as defined in the Annexes of Directive 2000/53/EC (ELV). Regarding the REACH Regulation, the information TE provides on SVHC in articles for this part number is based on the latest European Chemicals Agency (ECHA) 'Guidance on

requirements for substances in articles' posted at this URL: <https://echa.europa.eu/guidance-documents/guidance-on-reach>

Compatible Parts



Also in the Series | AMPLIMITE Kit



Documents

Product Drawings

[STR REL ASSY 15 POS SZ 2 AMPLI](#)

English

CAD Files

[3D PDF](#)

3D

Customer View Model

[ENG_CVM_CVM_5745122-2_O.2d_dxf.zip](#)

English

Customer View Model

[ENG_CVM_CVM_5745122-2_O.3d_igs.zip](#)

English

Customer View Model

[ENG_CVM_CVM_5745122-2_O.3d_stp.zip](#)

English

By downloading the CAD file I accept and agree to the [Terms and Conditions](#) of use.

Datasheets & Catalog Pages

[AMPLIMITE Subminiature D Connectors - Cable Connectors](#)



English

[AMPLIMITE Cable Connectors and Shielding Hardware Kits QRG](#)

English

Product Environmental Compliance

[MD_5745122-2_02272019814_dmtec](#)

English

[MD_5745122-2_02272019814_dmtec](#)

English